




Key Learning

- To learn the functions of the 2Paint a Picture tool.
- To learn about and recreate the Impressionist style of art (Monet, Degas, Renoir).
- To recreate Pointillist art and look at the work of pointillist artists such as Seurat.
- To learn about the work of Piet Mondrian and recreate the style using the lines template.
- To learn about the work of William Morris and recreate the style using the patterns template. • To explore surrealism and eCollage.

Computing Year 2 Autumn 1

<p>Pointillism - Pointillist paintings are created by using small dots in different colours to build up the whole picture. Colours are placed near each other rather than mixed.</p>	<p>Impressionism- Painting outdoors.</p>	<p>Surrealism – Artwork often made little sense as it was usually trying to show a dream or random thoughts</p>
		

Resources



2Paint a Picture



Symbols



Open, Save and share.



Outline Option



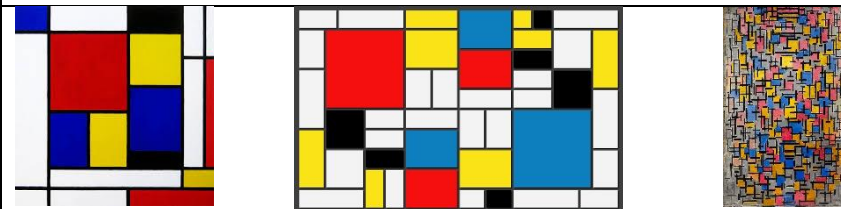
Fill tool and pen thickness



Undo and redo



Piet Mondrian



William Morris

