

Design criteria

My photo frame must...

- Hold a photo
- Stand up independently
- Be decorative

Equipment used

Ruler

Hand saw

Bench hook

Glue gun

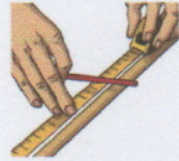
Triangle corners

PVA glue mixed with water

Back panel

Stand

Measure wood.




Saw wood.



Glue wood into frame shape.



Cut and glue on triangle corners.



Wrap frame in newspaper.




Wrap frame in coloured tissue paper.




Apply glue all over.



Measure and glue on back panel.



Measure and glue stand.



Key vocabulary

Stable - when something is firmly fixed or not likely to change or move.

Structure - something that has been made or built from parts, for example a large building, a bridge or a chair.

Design criteria - important goals that must be achieved in order for a project to be successful.

Evaluation - reflecting on how well your final product fulfills the design criteria.

Product research

Before we designed our photo frames we looked at existing products. We explored how they hold the photos and how they stand up.



